



BHMA
CERTIFIED

G1

UL
LISTED

3H

ADA







8

10
YEAR

- Type** • Cylindrical lock
- Certifications**
- Certified ANSI/BHMA A156.2, Series 4000, Grade 1
 - cULus listed, 3hr fire-rating
 - UL 10C Positive Pressure Rating
 - Meets ADA requirements
 - 10 Year limited warranty
- Door Thickness**
- 1 $\frac{3}{8}$ –2" (35–51mm)
 - SFIC Models: 1 $\frac{9}{16}$ –2" (40–51mm)
- Handing** • Non handed
- Backset**
- 2 $\frac{3}{4}$ " (70 mm)
 - 2 $\frac{5}{8}$ " (60 mm) – available
 - 3 $\frac{3}{4}$ " (95 mm) – available
 - 5" (127 mm) – available
- Spring Latch**
- Stainless steel, $\frac{1}{2}$ " (12.7 mm) throw
 - Deadlatch, $\frac{3}{4}$ " (19 mm) throw – available
- Faceplate**
- Mortise type, square corners
 - 1 $\frac{1}{8}$ x2 $\frac{1}{4}$ " (28.5x57 mm)
- Strike** • ASA Strike
- Trim**
- Solid, pressure cast lever
 - Brass rose
 - Rose diameter: 3 $\frac{9}{16}$ " (90 mm)
- Chassis**
- Concealed mounting plate and screws
 - Fixed security posts
 - Lever clutch release
- Preparation**
- Cross bore: 2 $\frac{1}{8}$ " (54 mm)
 - Edge bore: 1" (25.4 mm)
- Cylinder**
- Solid brass, 6-pin
 - Schlage "C" keyway, 2 keys
 - Removable, rekeyable
 - Small format interchangeable core (SFIC) model – available*
- Other keyways and keying options available, including CX5 high security. (*) BEST® and CX5® cores sold separately.*
- Functions**
- | | |
|-------------------------|-----------------------------|
| 10 Passage | 70 Classroom |
| 15 Exit | 70IC Classroom SFIC* |
| 42 Privacy | 80 Storeroom |
| 53 Entry | 80IC Storeroom SFIC* |
| 53IC Entry SFIC* | |
- (*) Interchangeable core not included, sold separately.*
- Finish** C26D–Satin chrome
- Other finishes available by special order*

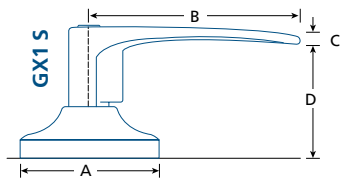
GX1S	53	C26D
SERIES	FUNCTION	FINISH


SELECTION GUIDE

SERIES	FUNCTION ¹	FINISH ¹	/CASE
GX1S	10 Passage	C26D	6
GX1S	15 Exit	C26D	6
GX1S	42 Privacy	C26D	6
GX1S	53 Entry 	C26D	6
GX1S	53IC Entry SFIC, less core 	C26D	6
GX1S	70 Classroom 	C26D	6
GX1S	70IC Classroom SFIC, less core 	C26D	6
GX1S	80 Storeroom 	C26D	6
GX1S	80IC Storeroom SFIC, less core 	C26D	6

(1) OTHER FINISHES AND FUNCTIONS AVAILABLE, MINIMUM ORDER QUANTITIES AND/OR ADDITIONAL DELIVERY TIMES MAY BE REQUIRED.

 KEYED FUNCTION; FULL KEYING SERVICES AVAILABLE.



	A	B	C	D*
GX1S 	3 ⁹ / ₁₆ (90)	5 (127)	7/ ₈ (22)	27/ ₁₆ (62)

IN (MM) (*) DIMENSION MAY VARY DUE TO DOOR THICKNESS.

PARTS & ACCESSORIES



9106
T-Strike, square corners:
1¹/₈x2³/₄" (28.5x70 mm)

9106NH
T-Strike, no hole; square corners:
1¹/₈x2³/₄" (28.5x70 mm)



ASA-T
ASA strike with adjustable tab

ASANH
ASA strike, no hole



9807
CX5 high security SFIC core, 7 pin, 0 bitted

CBI-BF6KD-26D
BEST@ F type SFIC core, 6 pin, keyed different

CBI-BF7KD-26D
BEST@ F type SFIC core, 7 pin, keyed different



GX1SL238
Passage latch: 2³/₈" (60 mm) backset,
1¹/₈x2¹/₄" (28.5x57 mm) faceplate



GX1SL234
Passage latch: 2³/₄" (70 mm) backset,
1¹/₈x2¹/₄" (28.5x57 mm) faceplate



GX1PL238
Privacy latch: 2³/₈" (60 mm) backset,
1¹/₈x2¹/₄" (28.5x57 mm) faceplate



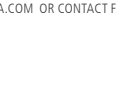
GX1PL234
Privacy latch: 2³/₄" (70 mm) backset,
1¹/₈x2¹/₄" (28.5x57 mm) faceplate



GX1DL238
Deadlatch: 2³/₈" (60) backset,
1¹/₈x2¹/₄" (28.5x57 mm) faceplate



GX1DL234
Deadlatch: 2³/₄" (70 mm) backset,
1¹/₈x2¹/₄" (28.5x57 mm) faceplate



GX1DL234-34
Deadlatch: 2³/₄" (70 mm) backset, 3/₄" (19 mm) throw, 1¹/₈x2¹/₄" (28.5x57 mm) faceplate
For use in double door or electric strike applications

GX1LE334
Backset extension to 3³/₄" (95 mm); use with 2³/₈" (60 mm) backset latch

GX1LE500
Backset extension to 5" (127 mm); use with 2³/₄" (70 mm) backset latch

