

# DOOR PULLS & PLATES

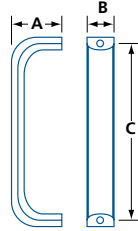
## GENERAL HARDWARE

### ALUMINUM DOOR PULL

H1412, H1413



H1412  
H1413



- Aluminum door pull
- D-Type pull
- Pull supplied with two 1/4-20 UNC x 2 3/8" (60mm) long machine screws and cup-washers

MODEL	FINISH	A	B	C	/CASE
H1412	Aluminum	2 (50.8)	1 (25)	7 (178)	20
H1413	Aluminum	2 (50.8)	1 (25)	9 (229)	20

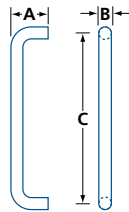
IN (MM)

### STAINLESS STEEL DOOR PULL

14R09P



14R09-32D



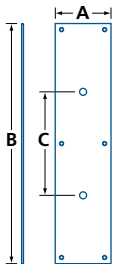
- Stainless steel door pull
- Round pull
- Pull supplied with two 1/4-20 UNC x 2 3/8" (60mm) long machine screws and cup-washers

MODEL	FINISH	A	B	C	/CASE
14R09	32D	2 1/4 (57)	3/4 (19.1)	9 (229)	20

IN (MM)

### PULL BACK PLATE

130315, 130416



- Back plate for commercial pulls
- Mounting hardware for wood and metal doors included

MODEL	FINISH	MATERIAL	A	B	C
130315	AL	Aluminum	3 1/2 (89)	15 (381)	7 (177.8)
130416	BP032	Brass	4 (102)	16 (406)	9 (228.6)

IN (MM)

