

CHECK CHAINS

GENERAL HARDWARE

CHECK CHAINS

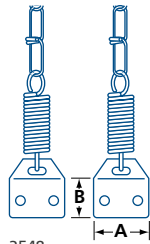
3548, 3550



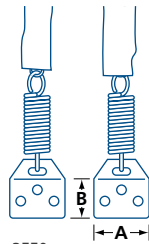
3548



3550



3548



3550

- Prevents damage to the door or door hardware from wind gusts
- For screen doors and/or storm doors
- Steel chain
- Two tension coil springs
- Stamped steel mounting brackets, zinc plated
- Mounting hardware included: wood screws

#3550 - Includes grey vinyl cover

MODEL	FREE LENGTH	MAX DOOR WIDTH	A	B	PER BOX
3548	25½ (648)	36 (914)	1¾ (30)	¾ (19)	25
3550	27½ (698.5)	42 (1067)	1¼ (31.8)	1⅛ (28.5)	10

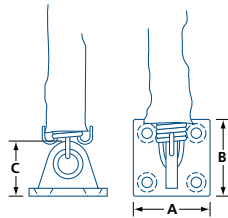
IN (MM)

COMMERCIAL CHECK CHAINS

3560, 3561



3560



- Prevents damage to door and/or door hardware from wind gusts
- For commercial or heavy duty doors
- Heavy-duty welded chain
- Two assembled compression coil springs at both end
- Zinc die-cast mounting brackets, zinc plated
- Grey vinyl cover
- Mounting hardware included: wood screws

MODEL	FREE LENGTH	MAX DOOR WIDTH	A	B	C	PER BOX
3560	25 (635)	36 (914)	1½ (38)	1½ (38)	1⅛ (28.6)	6
3561	32 (813)	42 (1067)	1½ (38)	1½ (38)	1⅛ (28.6)	6

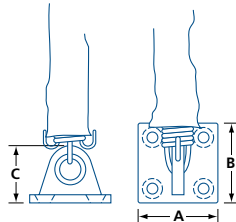
IN (MM)

HEAVY DUTY COMMERCIAL CHECK CHAIN

3562



3562



- Prevents damage to door and/or door hardware from wind gusts
- For commercial or heavy duty doors exposed to high or frequent wind gusts
- Extra heavy-duty welded chain
- Two heavy-duty coil springs with stainless steel linkage
- Brass die-cast mounting brackets, satin chrome finish
- Grey textured vinyl cover
- Mounting hardware included: wood screws

MODEL	FREE LENGTH	MAX DOOR WIDTH	A	B	C	PER BOX
3562	32½ (825.5)	48 (1219)	1¾ (39.7)	1¾ (39.7)	1¾ (30.2)	6

IN (MM)

