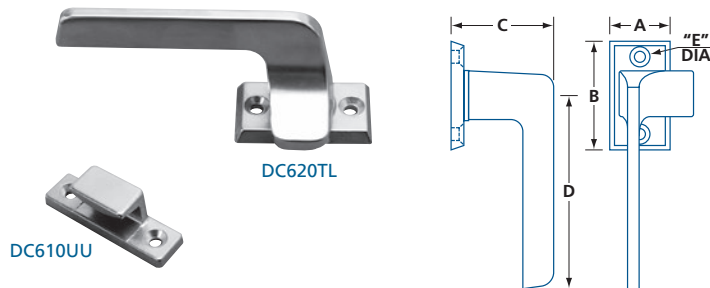


# WINDOW CATCHES & LATCHES

## GENERAL HARDWARE

### CASEMENT WINDOW HANDLE

DC620T



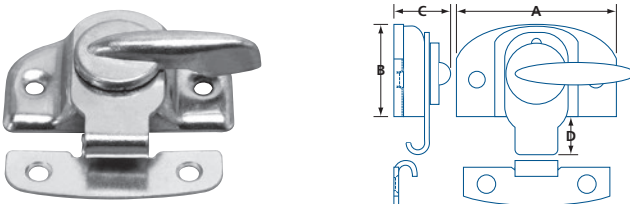
- Zinc die-cast lever
- Handed (left hand shown)
- 90° lever rotation
- Wedge keeper sold separately (#DC610)

MODEL	FINISH	MATERIAL	A	B	C	D	E	/BOX
DC620T	Satin chrome	Zinc die-cast	1 (25.4)	1 3/4 (44.5)	1 5/8 (41.3)	3 1/8 (79)	1 1/64 (4.4)	20

IN (MM)

### SASH LOCK

2832



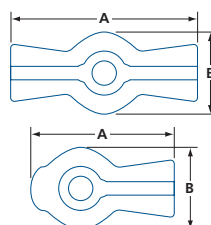
- Steel sash lock
- Spring loaded
- Mounting hardware included: wood screws

MODEL	FINISH	MATERIAL	A	B	C	D	/BOX
2832BP	Brass plated	Steel	2 3/8 (60)	1 3/8 (34.9)	1 3/16 (20.6)	1/2 (12.7)	20

IN (MM)

### WING BUTTON

5101, 5102



- Steel wing button locks
- Zinc plated
- Mounting hardware included: wood screws

MODEL	FINISH	MATERIAL	A	B	/BOX
5101	Zinc plated	Steel	1 3/4 (44.5)	3/4 (19)	300
5102	Zinc plated	Steel	1 1/4 (31.8)	3/4 (19)	300

IN (MM)

